



Maria Alejandra B.M Portfolio

I have always enjoyed and loved the world of art, since I can remember I have immersed myself into the world of drawing and illustrations, it has become my way of communication with the world around me. I love learning new ways and ideas by experimenting with numbers of materials to help me finalise a final product.



CONTENT



Drawing and Illustrations



Print Design



Brand and Products

ILLUSTRATIONS



'Snails' Digital 2020



'Rocks' Digital 2020



'Fall' Digital 2021

'Jump for the Stars' 2021



These simple illustrations were inspired as part of my son's room, who loves space. For these illustrations I created 3 different drawings that would join to create 1 image.






'Love Birds' 2021




'Tucan' 2021



'Flying Hummingbird' 2021



'Koala' 2019




'Donkey' 2019



'Cat' 2019

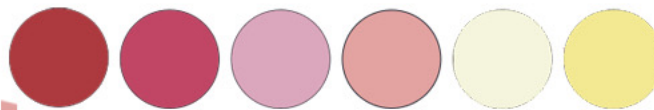


These illustrations make part of my A-Z animal series where I limited myself to a very minimal colour pallet, inspired by juice paint pens set that I found in japan.



CAT PARTY

For a while I had this idea of cats dancing and having a party, I thought a pattern would best fit this concept. I was inspired by Cath Kidston's style and colour pallets to create this illustration. To make a better visualisation of this, I created a couple of CAD flats to showcase this pattern, illustrating on everyday items.





I wanted to create some very fun galaxy theme jumpers suitable for boys. For this illustration I used a limited colour pallet with several textures to create the final pattern. Here I show a few ways this illustration can be used to create different styles.

SPACE BOY

MONSTER



This project, I created for my current small business, I wanted to create 3 different pieces with the same illustration.

I began by drawing my illustration, the inspiration behind this piece was monsters, I created this monster's mouth that would look very slimy, I achieved this by adding extra details.



I then took my final illustration over to Cricut, where I used iron on white vinyl along with a pearl shimmer iron on vinyl, so the final product would change colour from different angles as well as different light sources.

Once I finalised my final illustration, it was time to refine it on the computer for this I used photoshop, to make sure every piece would be on the correct place.






I decided on a back placement for the main graphics, I also created a more simple detail sketch on the front of the jumper along with the word 'MONSTER' along the arm. For the t-shirt I placed the word 'Monster' at the bottom of the main illustration, this made the tshirt pop out.




Hey neon bear is a small business I've founded back in September 2020. I wanted to create a brand that allowed me to be as creative as possible as well as learn new skills. I have made a range of products by hand using different techniques; from stickers, to earrings, to prints.



CUSTOM PORTRAITS

One of my best-selling works, is my custom portraits in this style that I have developed and adapted, these are some examples of these custom portraits. Through these portraits, I have been able to build excellent relations with customers around the world, with great feedback.



THANK YOU

mariacunmaffe.art